

Performance Dashboard

Local Unit Name: Northfield Township
Local Unit Code: 81-100

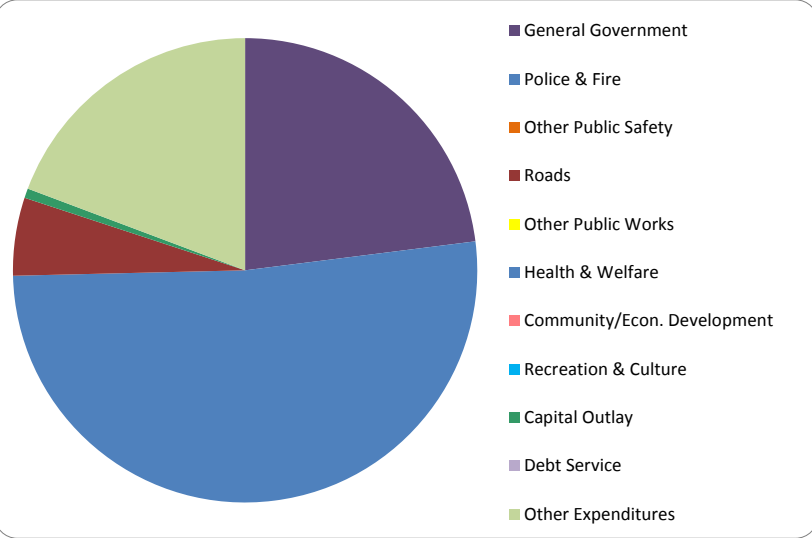
	2017	2018	Trend	Performance
Fiscal Stability				
Annual General Fund expenditures per capita	\$651	\$507	↓-22.2%	Positive
Fund Balance as % of annual General Fund expenditures	46.5%	73.1%	↑57.1%	Positive
Debt burden per capita	\$51	\$56	↑ 9.8%	Negative
Number of services delivered via cooperative venture	1	1	→ 0.0%	Neutral
Economic Strength				
% of community age 25+ with Bachelor's degree or higher	27%	27%	→ 0.0%	Neutral
Public Safety				
Violent crimes per thousand	6	6	↑13.1%	Negative
Property crimes per thousand	16	8	↓-51.2%	Positive
Traffic injuries or fatalities	21	26	↑23.8%	Negative
Quality of Life				
Percent of General Fund expenditures committed to arts, culture and recreation	0.3%	0.4%	↑30.0%	Neutral

CITIZEN'S GUIDE TO LOCAL UNIT FINANCES - Northfield Township (81-100)

EXPENDITURES

1. Where we spend our money (all governmental funds)

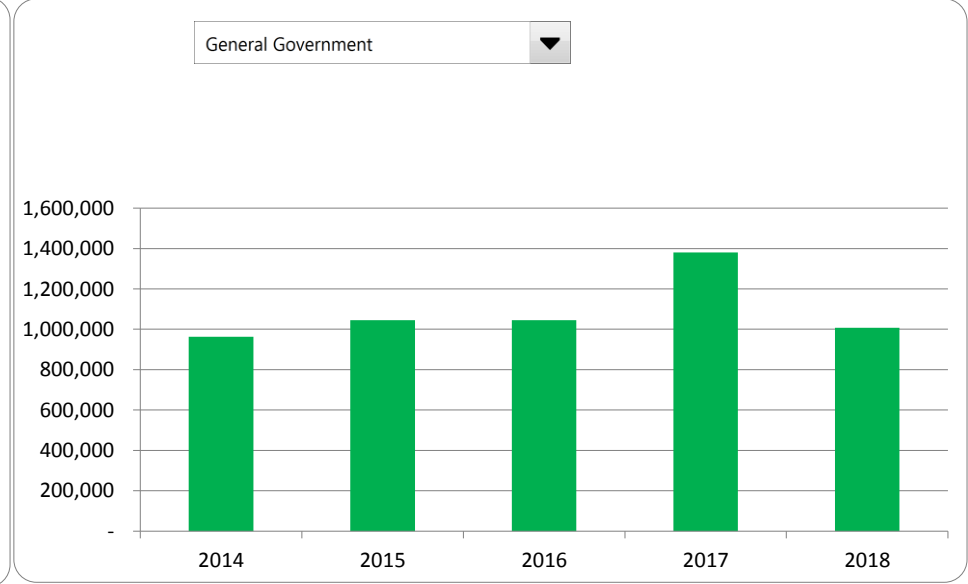
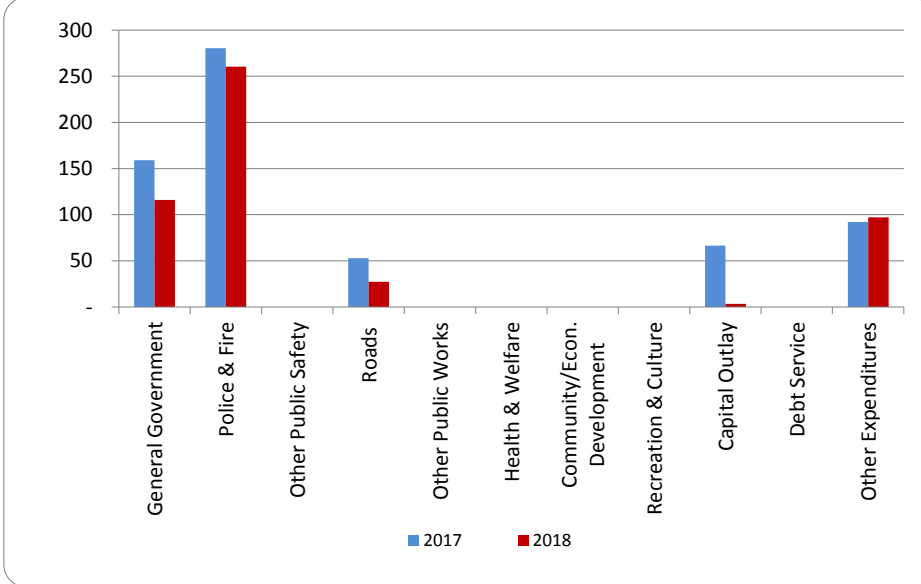
2. Compared to the prior year



	2017	2018	% change
General Government	\$ 1,380,378	\$ 1,006,878	-27.06%
Police & Fire	2,434,599	2,258,871	-7.22%
Other Public Safety	-	-	N/A
Roads	460,396	237,731	-48.36%
Other Public Works	-	-	N/A
Health & Welfare	-	-	N/A
Community/Econ. Development	-	-	N/A
Recreation & Culture	-	-	N/A
Capital Outlay	577,349	29,078	-94.96%
Debt Service	-	-	N/A
Other Expenditures	799,066	843,671	5.58%
Total Expenditures	\$ 5,651,788	\$ 4,376,230	-22.57%

3. Spending per capita - compared to the prior year

4. Historical trends of individual departments:



Commentary:

For more information on our unit's finances, contact Yvette Patrick at 734-449-2880 x 19.

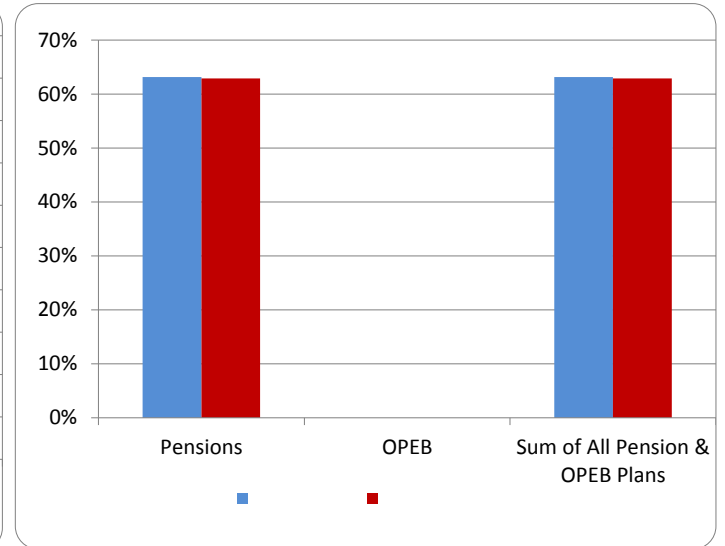
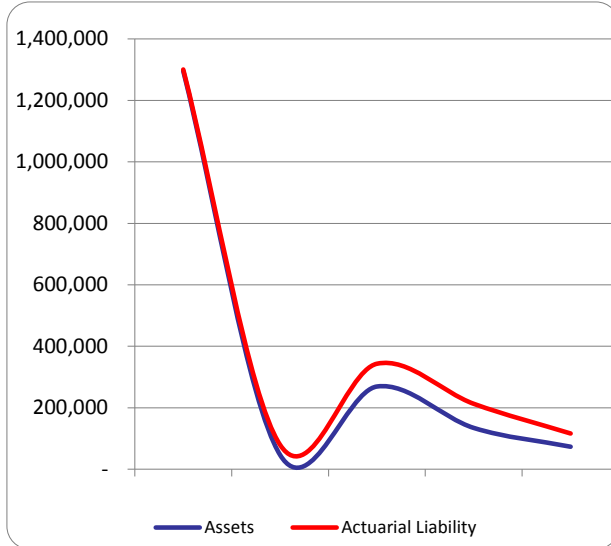
CITIZEN'S GUIDE TO LOCAL UNIT FINANCES - Northfield Township (81-100)

OTHER LONG TERM OBLIGATIONS

1. Pension funding status

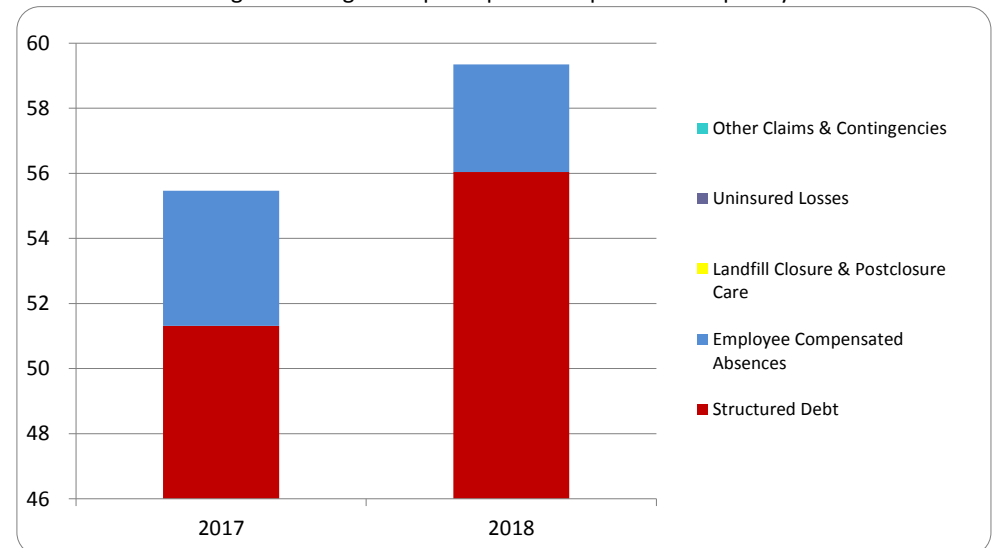
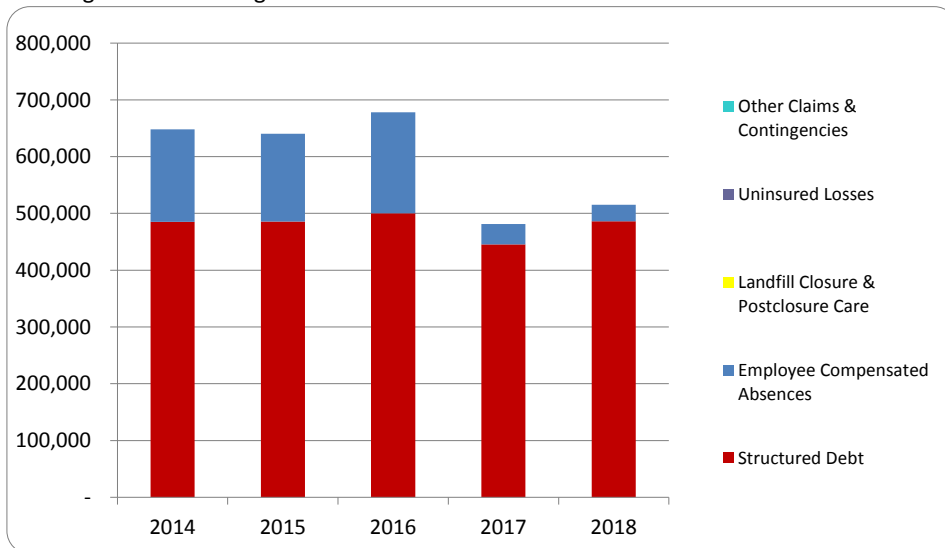
2. Retiree Health care funding status

3. Percent funded - compared to the prior year



4. Long Term Debt obligations:

5. Debt & other long term obligations per capita - compared to the prior year

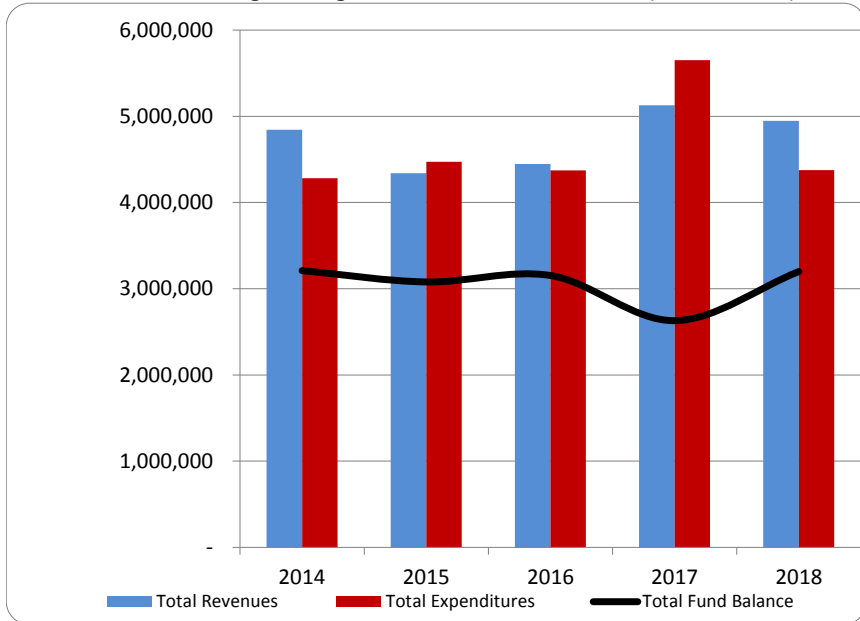


Commentary:

CITIZEN'S GUIDE TO LOCAL UNIT FINANCES - Northfield Township (81-100)

FINANCIAL POSITION

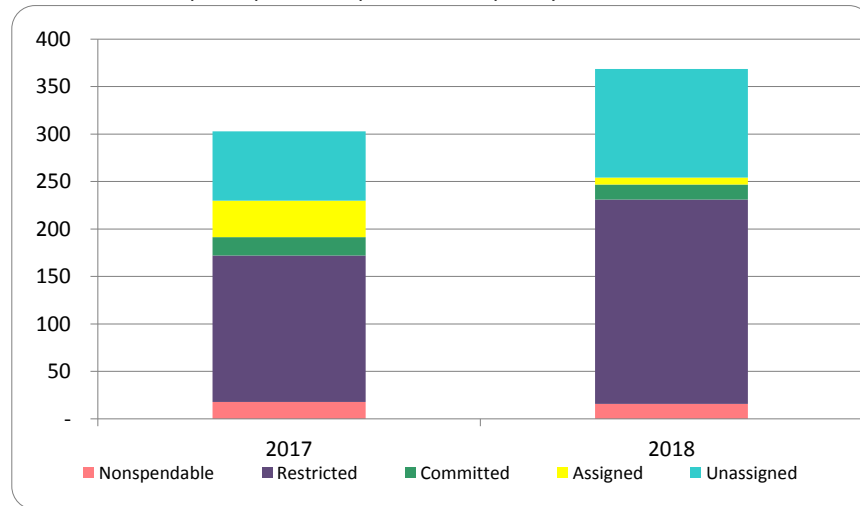
1. How have we managed our governmental fund resources (fund balance)?



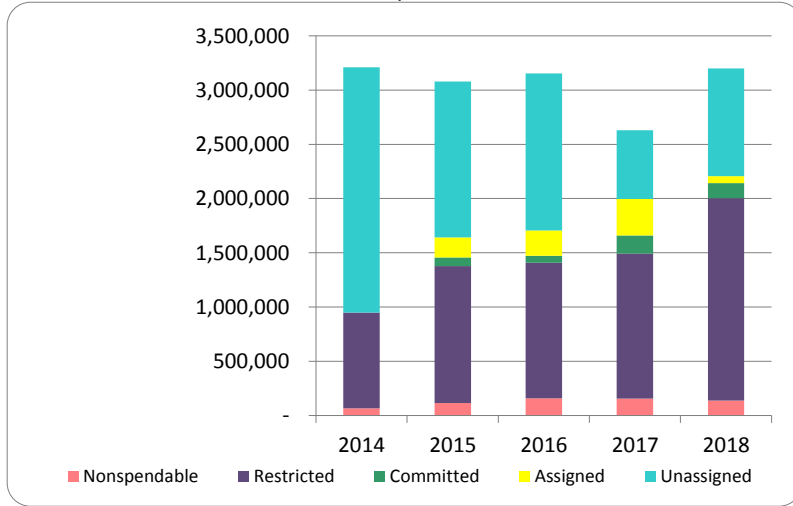
2. Compared to the prior year

	2017	2018	% change
Revenue	5,127,698	4,946,045	-3.54%
Expenditures	5,651,788	4,376,230	-22.57%
Surplus (shortfall)	(524,090)	569,816	-208.72%
Fund balance, by component:			
Nonspendable	155,491	137,915	-11.30%
Restricted	1,337,695	1,866,880	39.56%
Committed	167,560	137,030	-18.22%
Assigned	334,138	63,413	-81.02%
Unassigned	634,654	994,115	56.64%
total fund balance	2,629,538	3,199,353	21.67%

3. Fund balance per capita - compared to the prior year



4. Historical trends of individual components



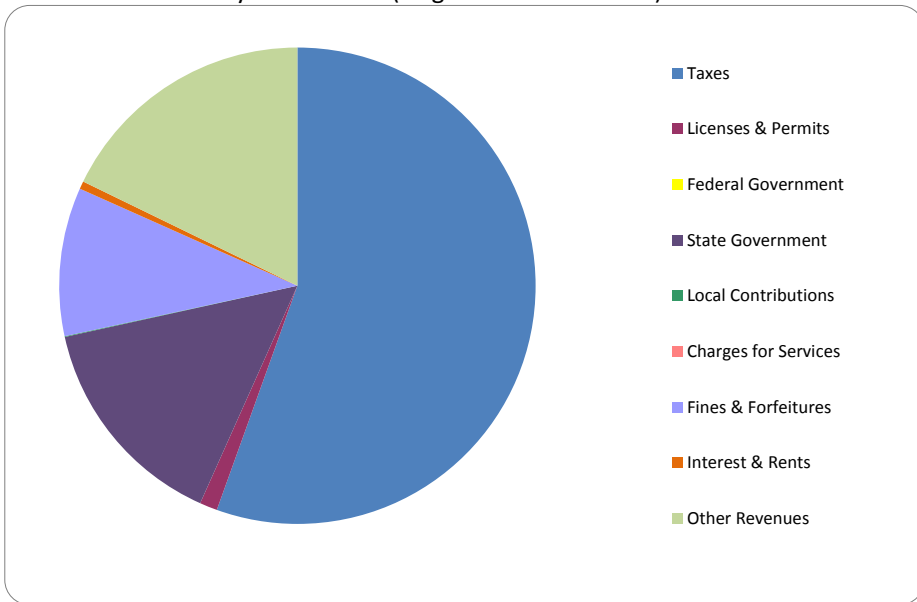
Commentary:

For more information on our unit's finances, contact Yvette Patrick at 734-449-2880 x 19.

CITIZEN'S GUIDE TO LOCAL UNIT FINANCES - Northfield Township (81-100)

REVENUES

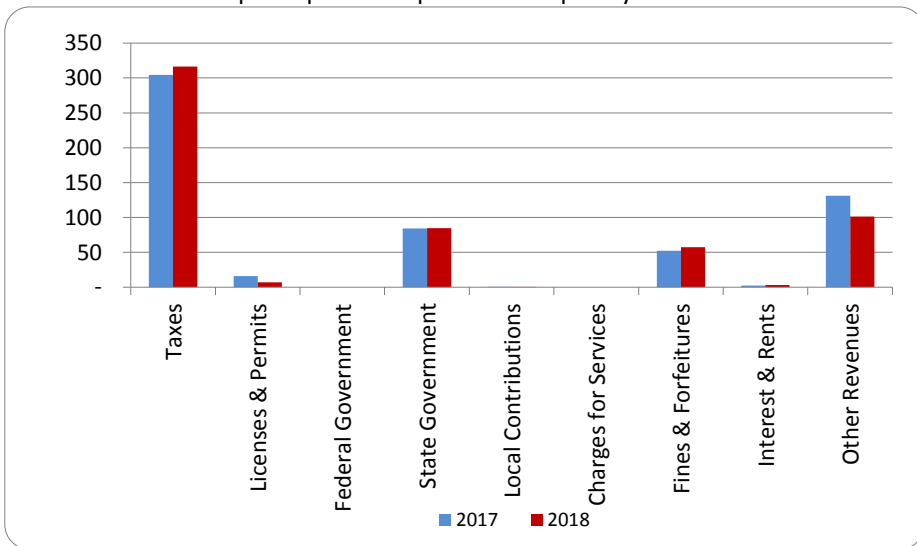
1. Where our money comes from (all governmental funds)



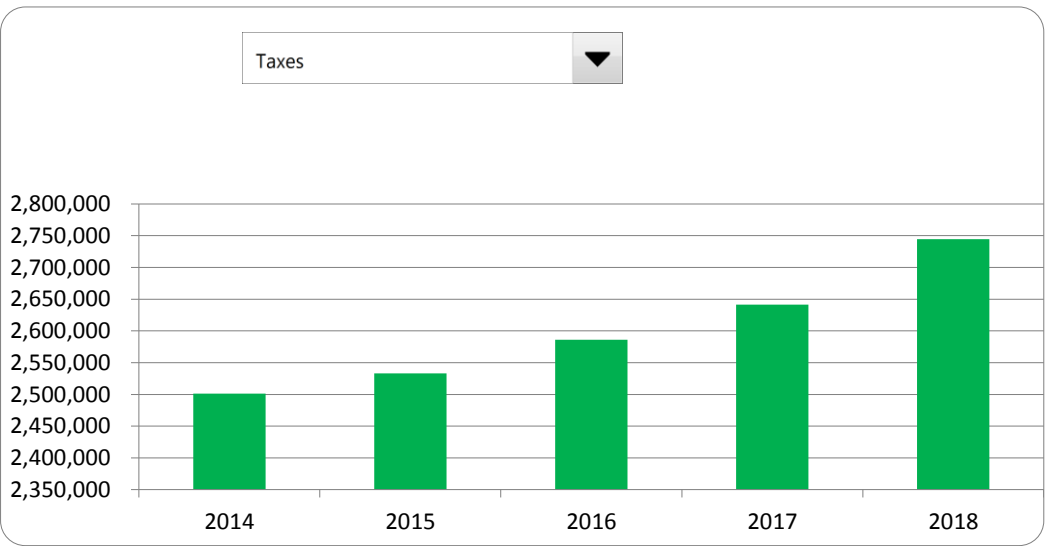
2. Compared to the prior year

	<u>2017</u>	<u>2018</u>	<u>% change</u>
Taxes	\$ 2,641,384	\$ 2,744,711	3.91%
Licenses & Permits	136,819	59,241	-56.70%
Federal Government	-	-	N/A
State Government	731,575	734,892	0.45%
Local Contributions	5,399	2,535	-53.04%
Charges for Services	-	-	N/A
Fines & Forfeitures	454,741	498,474	9.62%
Interest & Rents	20,969	26,003	24.01%
Other Revenues	1,136,811	880,188	-22.57%
Total Revenues	\$ 5,127,698	\$ 4,946,045	-3.54%

3. Revenue sources per capita - compared to the prior year



4. Historical trends of individual sources



Commentary:

For more information on our unit's finances, contact Yvette Patrick at 734-449-2880 x 19.

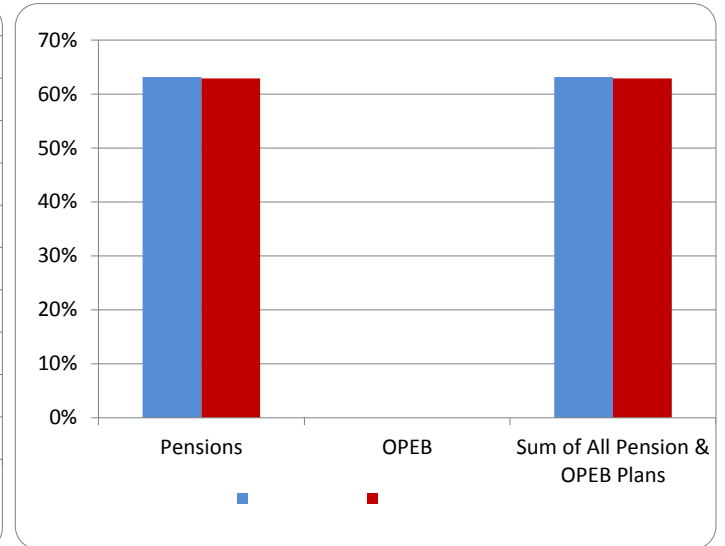
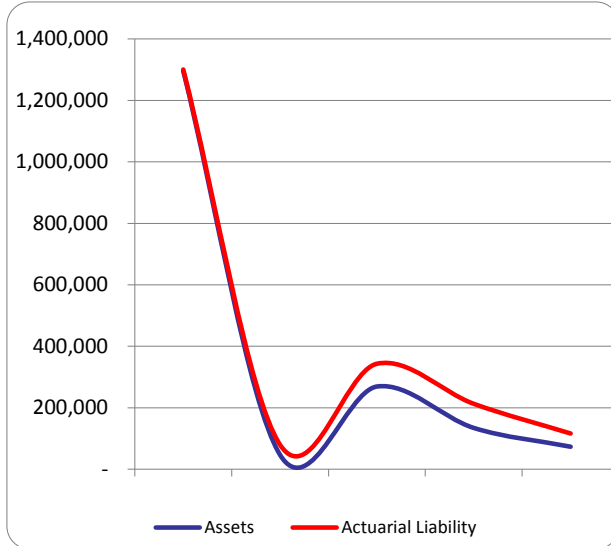
CITIZEN'S GUIDE TO LOCAL UNIT FINANCES - Northfield Township (81-100)

OTHER LONG TERM OBLIGATIONS

1. Pension funding status

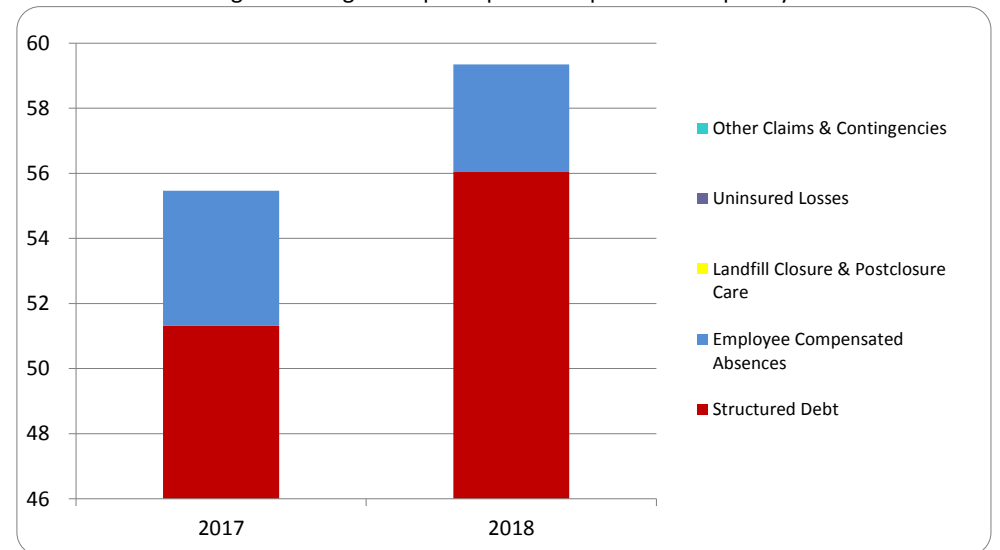
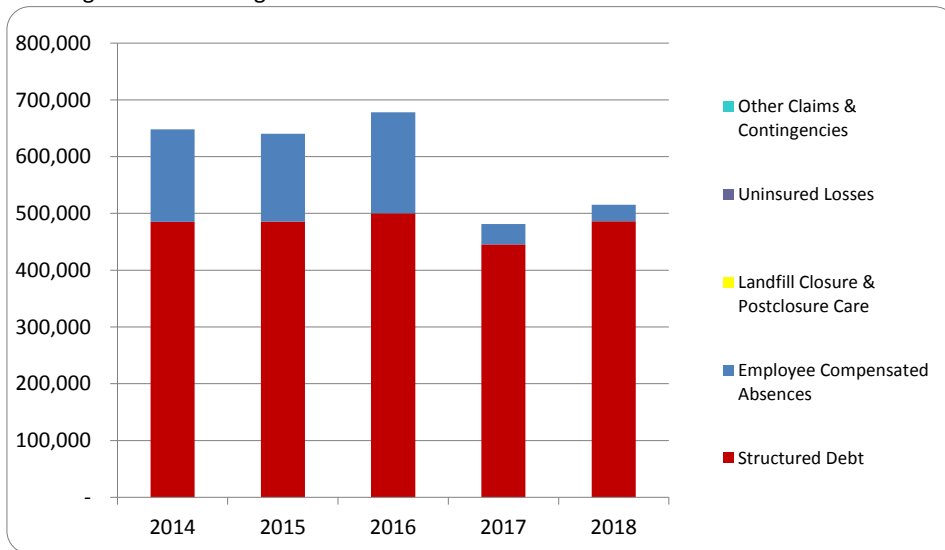
2. Retiree Health care funding status

3. Percent funded - compared to the prior year



4. Long Term Debt obligations:

5. Debt & other long term obligations per capita - compared to the prior year



Commentary:

Projected Budget Report

Local Unit Name: Northfield Township
Local Unit Code: 81-1100
Current Fiscal Year End Date: 6/30/2019
Fund Name: General Fund

<u>REVENUES</u>	<u>Current Year Budget</u>	<u>Percentage Change</u>	<u>Year 2 Budget</u>	<u>Assumptions</u>
				Increases in taxable values and population are expected to increase all revenue by 2%.
Property Taxes	\$ 276,984	2 %	\$ 282,524	
Other Taxes	\$ -	2 %	\$ -	
State Revenue Sharing	\$ 704,352	2 %	\$ 718,439	
Income Tax	\$ -	2 %	\$ -	
Fines & Fees	\$ 255,950	2 %	\$ 261,069	
Licenses & Permits	\$ 9,650	2 %	\$ 9,843	
Interest Income	\$ 4,800	2 %	\$ 4,896	
Grant Revenues	\$ 60,100	2 %	\$ 61,302	
Other Revenues	\$ 101,193	2 %	\$ 103,216	
Interfund Transfers (In)	\$ -	2 %	\$ -	
Total Revenues	\$ 1,413,029		\$ 1,441,289	
<u>EXPENDITURES</u>				Increases in salaries, cost of living and population are expected to cause expenditure increases of about 2%.
General Government	\$ 1,034,756	2 %	\$ 1,055,451	
Police and Fire	\$ -	2 %	\$ -	
Other Public Safety	\$ -	2 %	\$ -	
Roads	\$ 192,783	2 %	\$ 196,639	
Other Public Works	\$ -	2 %	\$ -	
Health and Welfare	\$ -	2 %	\$ -	
Community & Economic Development	\$ -	2 %	\$ -	
Recreation & Culture	\$ 134,190	2 %	\$ 136,874	
Capital Outlay	\$ 15,003	2 %	\$ 15,303	
Debt Service	\$ 83,334	2 %	\$ 85,001	
Other Expenditures	\$ -	2 %	\$ -	
Interfund Transfers (Out)	\$ -	2 %	\$ -	
Total Expenditures	\$ 1,460,066		\$ 1,489,267	
Net Revenues (Expenditures)	\$ (47,037)		\$ (47,978)	
Beginning Fund Balance	\$ 956,814		\$ 909,776	
Ending Fund Balance	\$ 909,776		\$ 861,798	

Commentary:

Debt Service Report

Local Unit Name: Northfield Township
Local Unit Code: 81-1100
Current Fiscal Year End Date: 6/30/2019

Debt Name: 2012 Limited Tax General Obligation Refunding Bonds
Issuance Date: 7/30/2012
Issuance Amount: \$2,930,000
Debt Instrument (or Type): Bond
Repayment Source(s): General, Fire and Police Millages

Years Ending	Principal	Interest	Total
2019	\$ 280,000	\$ 33,370	\$ 313,370
2020	\$ 275,000	\$ 26,790	\$ 301,790
2021	\$ 300,000	\$ 20,328	\$ 320,328
2022	\$ 295,000	\$ 13,278	\$ 308,278
2023	\$ 270,000	\$ 6,345	\$ 276,345
Totals	\$ 1,420,000	\$ 100,111	\$ 1,520,111

Commentary:

Debt Service Report

Local Unit Name: Northfield Township
Local Unit Code: 81-1100
Current Fiscal Year End Date: 6/30/2019

Debt Name: 2012 Unlimited Tax General Obligation Refunding Bonds
Issuance Date: 7/30/2012
Issuance Amount: \$2,415,000
Debt Instrument (or Type): Bond
Repayment Source(s): Building Millage

Years Ending	Principal	Interest	Total
2019	\$ 245,000	\$ 23,853	\$ 268,853
2020	\$ 245,000	\$ 18,095	\$ 263,095
2021	\$ 265,000	\$ 12,338	\$ 277,338
2022	\$ 260,000	\$ 6,110	\$ 266,110
Totals	\$ 1,015,000	\$ 60,396	\$ 1,075,396

Commentary:

Debt Service Report

Local Unit Name: Northfield Township
Local Unit Code: 81-1100
Current Fiscal Year End Date: 6/30/2019

Debt Name: 1992 Junior Lien Bond
Issuance Date: 6/1/2004
Issuance Amount: \$660,000
Debt Instrument (or Type): Bond
Repayment Source(s): Sewer Revenue

Years Ending	Principal	Interest	Total
2019	\$ 45,000	\$ 8,550	\$ 53,550
2020	\$ 45,000	\$ 6,525	\$ 51,525
2021	\$ 45,000	\$ 4,388	\$ 49,388
2022	\$ 45,000	\$ 2,250	\$ 47,250
Totals	\$ 180,000	\$ 21,713	\$ 201,713

Commentary:

Debt Service Report

Local Unit Name: Northfield Township
Local Unit Code: 81-1100
Current Fiscal Year End Date: 6/30/2019

Debt Name: Whitmore Lake Special Assessment District Bond
Issuance Date: 2/10/2016
Issuance Amount: \$760,000
Debt Instrument (or Type): Bond
Repayment Source(s): Special Assessment

Years Ending	Principal	Interest	Total
2019	\$ 25,000	\$ 21,644	\$ 46,644
2020	\$ 25,000	\$ 21,144	\$ 46,144
2021	\$ 25,000	\$ 20,644	\$ 45,644
2022	\$ 30,000	\$ 20,094	\$ 50,094
2023	\$ 30,000	\$ 19,419	\$ 49,419
2024	\$ 35,000	\$ 18,519	\$ 53,519
2025	\$ 35,000	\$ 17,469	\$ 52,469
2026	\$ 40,000	\$ 16,344	\$ 56,344
2027	\$ 45,000	\$ 15,041	\$ 60,041
2028	\$ 50,000	\$ 13,556	\$ 63,556
2029	\$ 50,000	\$ 11,994	\$ 61,994
2030	\$ 50,000	\$ 10,369	\$ 60,369
2031	\$ 50,000	\$ 8,681	\$ 58,681
2032	\$ 55,000	\$ 6,909	\$ 61,909
2033	\$ 55,000	\$ 4,984	\$ 59,984
2034	\$ 55,000	\$ 2,991	\$ 57,991
2035	\$ 55,000	\$ 997	\$ 55,997
Totals	\$ 710,000	\$ 230,797	\$ 940,797

Commentary: